

# RGB WIFI waterproof Strip Light Kit



## Product Function


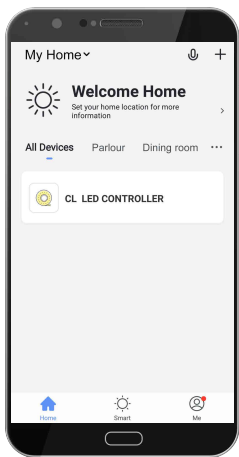
- ▶ Connection via WIFI signal and controlled by APP – Smart Life. The APP compatible with both Android and IOS system.
- ▶ Full range of dimming and color changing solutions available include: Dimming / CCT / RGB / RGB+W / RGB+CCT.
- ▶ Third-party intelligent speaker voice control work with Amazon Alexa and Google assistant.
- ▶ Function button usage: Turn ON/OFF the device; Long press over 6' s to reset and network pairing.
- ▶ Variety of APP functions available including: Timer, dimming and color changing, group sharing and account sharing etc.
- ▶ Remote control after connecting to internet.

The kit package details: 1 × power adapter, 1 × smart controller, 1 × 5m LED strip, 1 × user manual.

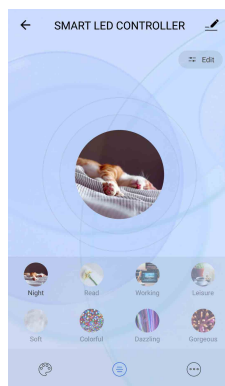
## Product Parameters

Plug-in power adapter		Smart Controller		LED strip	
Plug type	US plug	Model	TYWFC4-43	Model	CL-5050RGB030HY12-W10
Input voltage	100-240VAC 50-60Hz	Voltage	DC 12V	Voltage	DC 12V
Plug type	EU / AU / UK plug	Colour	RGB	Colour	RGB
Input voltage	220-240VAC 50-60Hz	Current	2A	Power	Max.24W
Output voltage	DC 12V	Power	24W	IP rating	IP67
Current	2A	Connection	APP ( Smart Life )	LED QTY	150LEDs/5m
Power	24W	IP rating	IP67	Min Cut-Size	100 mm
		Dimension	L363.5*W33*H18	Dimension	W10*L5000 mm

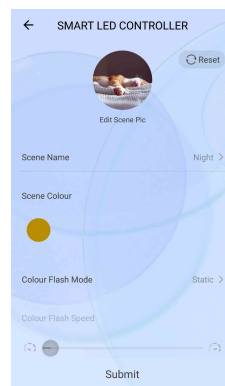
## APP Features



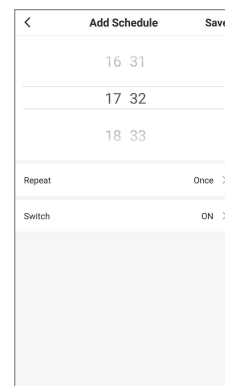
Color Changing



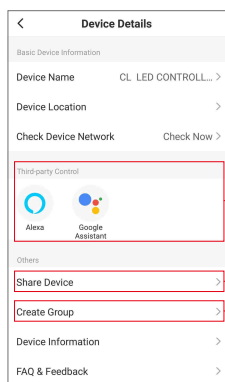
Scene mode



Custom scene



Timer




Voice control

Third-party intelligent speaker supported

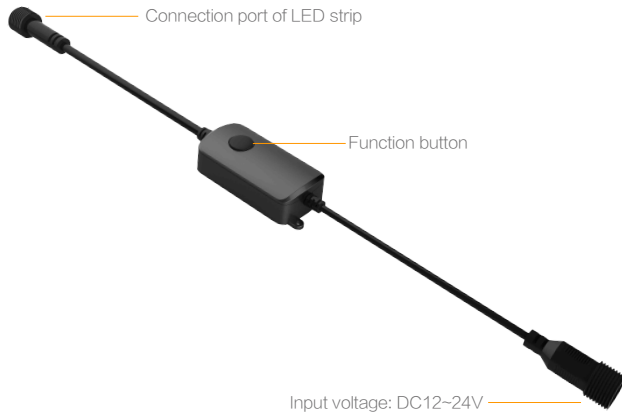
Share Device

Create Group



QR code for APP download

### Smart Controller



### Attention

1. Please start the APP(Smart Life) for operation according to the user manual.
2. Make sure WIFI signal stable and running at 2.4G Hz of frequency.
3. The input voltage of LED strip should be same as output voltage of power adapter and smart controller.
4. The APP of Smart Life compatible with both Android and IOS system.
5. Remote control after connecting to internet.
6. If the lights not react to the operation, it might be caused by the unstable WIFI signal. Please wait and operate again after the WIFI signal become normal.
7. The accessories not included in the kit set, please contact our sales if you need the accessories.

### Package information

Model	Color Box size	Carton size	Qty/ctn	G.W/ctn
CL-5050RGB030HY12-W10-WIFI	195*195*70 mm	405*365*410 mm	20 PCS	12.2 KG

### Product connection diagram

1. Download the APP: Smart Life. The APP compatible with both Android and IOS system;
2. Install the LED strip to the specified position, and connect the LED strip to smart controller and power adapter. Please note: the marks of +12V / R / G / B should be corresponding to the marks of V+ / R / G / B on the smart controller.
3. Pairing the APP to the smart controller with WIFI signals according to the user manual.

